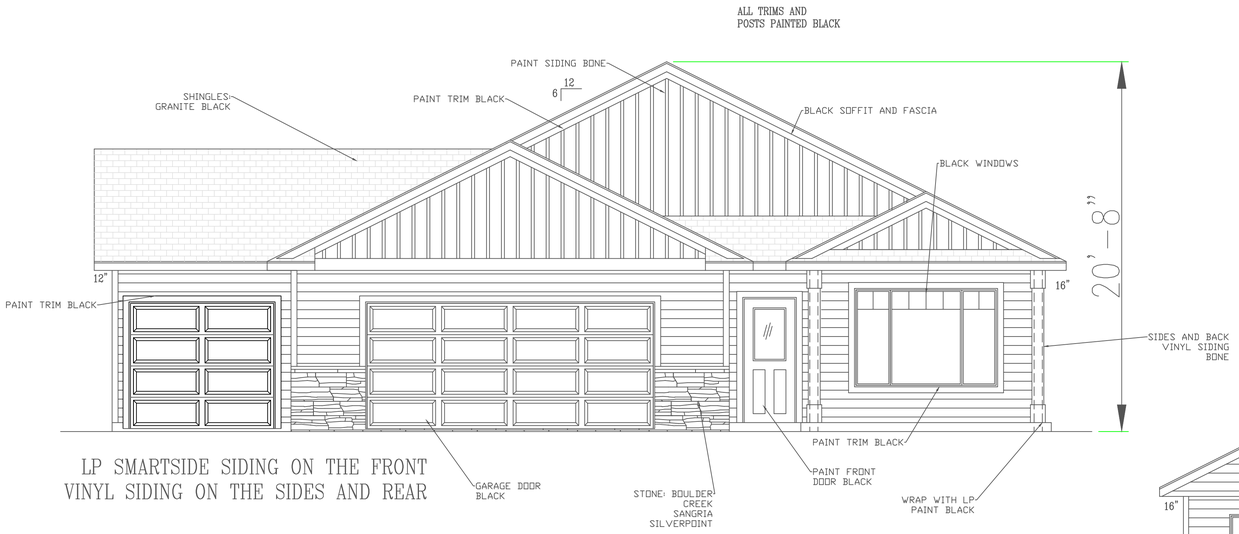

LP SMARTSIDE SIDING ON THE FRONT
VINYL SIDING ON THE SIDES AND REAR

FRONT ELEVATION
SCALE 1/4"=1'-0"



REAR ELEVATION
SCALE 1/4"=1'-0"

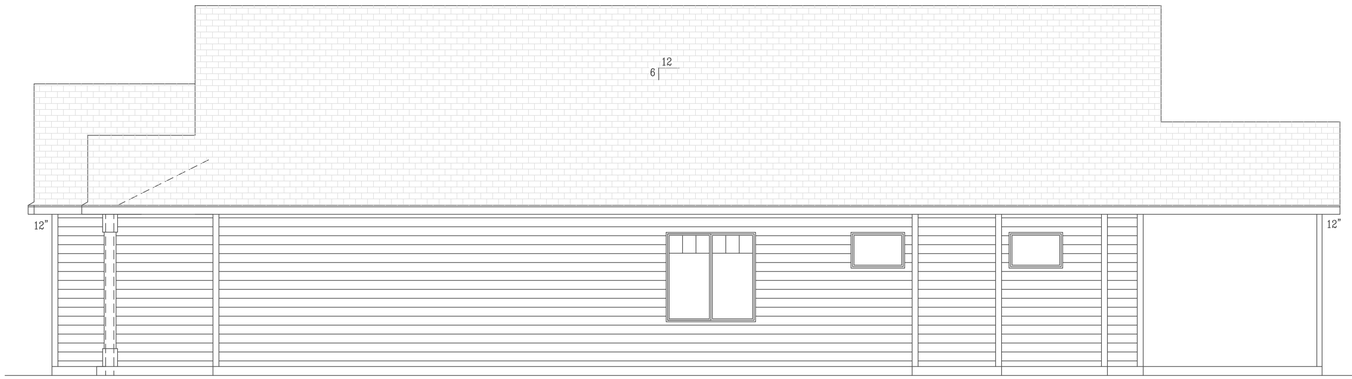

SIDE ELEVATION
SCALE 1/4"=1'-0"



SIDE ELEVATION
SCALE 1/4"=1'-0"

BIGELOW HOMES
4057 28TH STREET NW #100
BUILDER LICENSE # BC-431673

THESE DRAWINGS HAVE BEEN PREPARED USING INFORMATION PROVIDED BY THE CUSTOMER/CONTRACTOR WHO IS SOLELY RESPONSIBLE FOR THE ACCURACY OF THE INFORMATION PROVIDED. THE DRAWINGS ARE NOT A SUBSTITUTE FOR PERMIT DRAWINGS PREPARED BY A CONTRACTOR OR ARCHITECT AND MAY NOT MEET NORMAL CONSTRUCTION STANDARDS AND LOCAL CODES AND PRACTICES. BEFORE STARTING CONSTRUCTION, THE CUSTOMER SHOULD CONSULT A CONTRACTOR OR ARCHITECT TO DETERMINE IF THE DRAWINGS NEED TO BE CHANGED TO SATISFY: 1.) STATE OR LOCAL BUILDING CODES OR REGULATIONS; 2.) PROJECTS STRUCTURAL REQUIREMENTS; 3.) EXISTING CONDITIONS SPECIFIC TO PROJECT OR PROJECT SITE. CONSULT LOCAL BUILDING OFFICIALS TO DETERMINE IF A BUILDING PERMIT IS REQUIRED. WE ASSUME NO RESPONSIBILITY FOR CLAIMS OR DAMAGES ARISING FROM ERRORS, OMISSIONS, DEFICIENCIES, IMPROPER CONSTRUCTION, OR DEFECTS OF THE DRAWINGS.

ACKNOWLEDGED BY: CUSTOMER/CONTRACTOR SIGNATURE DATE

CONTRACTOR: BIGELOW HOMES
OWNER: HARVEST 8th MODEL 3-5
5741 LAVENDER DRIVE NW

DRAWN BY:	MJP
DATE:	8/7/26
SQ. FT.	NOTED
SCALE:	NOTED
SHEET:	A01

BIGELOW HOMES

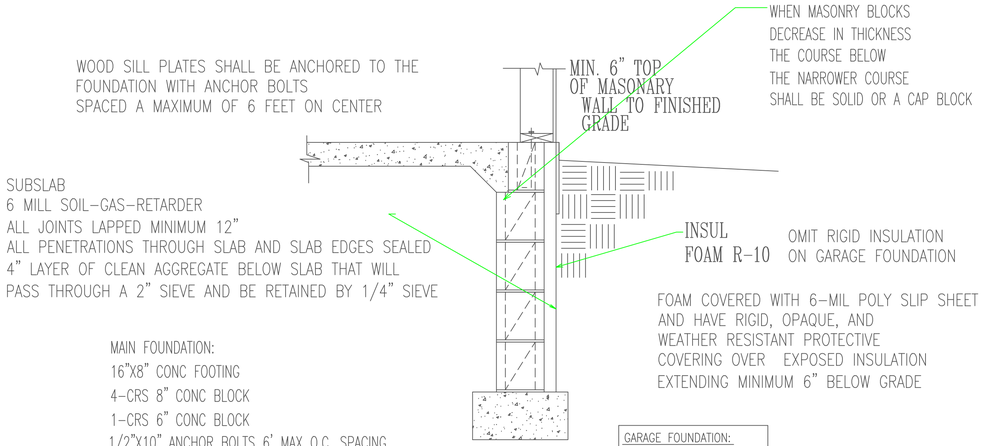

PASSIVE RADON SYSTEM
A MINIMUM 3" DIAMETER PIPE WILL BE INSTALLED THAT ATTACHES TO A "T" FITTING ON THE INSIDE DRAIN TILE AND RUN UP THROUGH THE BUILDING FLOORS AND TERMINATE AT LEAST 12" ABOVE THE SURFACE OF THE ROOF IN A LOCATION AT LEAST 10' AWAY FROM ANY WINDOW OR OTHER OPENING INTO THE CONDITIONED SPACES OF THE BUILDING THAT IS LESS THAN 2' BELOW THE EXHAUST POINT, AND 10' FROM ANY WINDOW OR OTHER OPENING IN AJOINING OR ADJACENT BUILDINGS. THE PIPE WILL BE INSTALLED TO PROVIDE POSITIVE DRAINAGE TO THE GROUND BENEATH THE SLAB OR SOIL-GAS RETARDER. RADON VENT PIPES SHALL PROVIDE ENOUGH SPACE AROUND THE PIPE FOR FUTIRE INSTALLATION OF A FAN SYSTEM. THE SPACE PROVIDED FOR THE INSTALLATION OF A FUTURE FAN SHALL BE MINIMUM OF 24" IN DIAMETER, CENTERED ON THE AXIS OF THE VENT SHAFT, AND SHALL EXTEND FOR A MINIMUM VERTICAL DISTANCE OF 36". AN APPROVED ELECTRICAL OUTLET SHALL BE INSTALL NEAR THIS SPACE. ALL RADON VENT PIPES SHALL DE IDENTIFIED WITH AT LEAST ONE LABEL ON EACH FLOOR AND IN ACCESSIBLE ATTICS. THE LABEL SHALL READ "RADON REDUCTION SYSTEM". RADON PIPES ROUTED THROUGH UNCONDITONED SPACE SHALL BE INSULATED WITH R-4 INSUL.

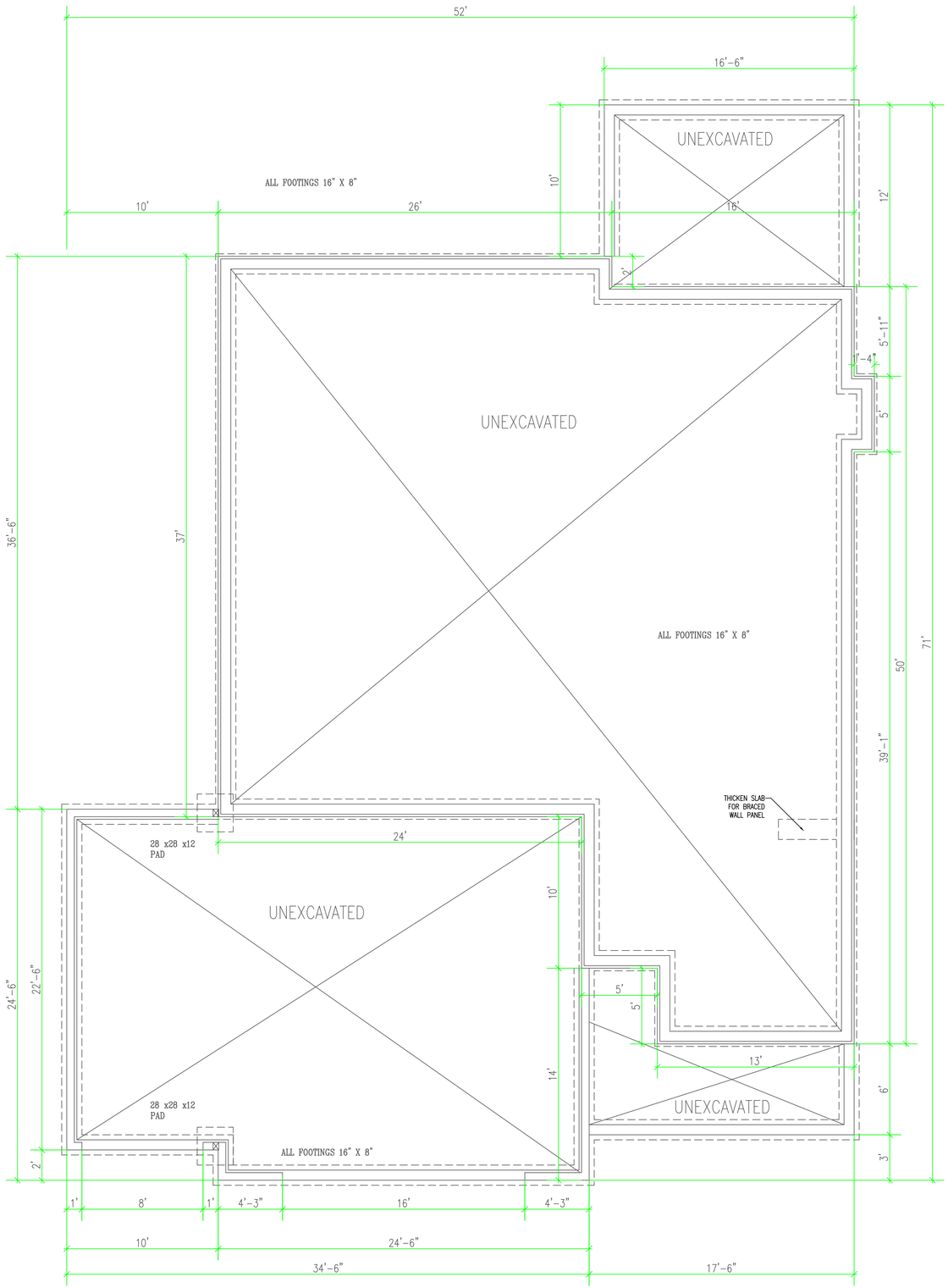

FOUNDATION
SCALE 1/4"=1'-0"

BIGELOW HOMES
4057 28TH STREET NW #100
BUILDER LICENSE # BC-431673

THESE DRAWINGS HAVE BEEN PREPARED USING INFORMATION PROVIDED BY THE CUSTOMER/CONTRACTOR WHO IS SOLELY RESPONSIBLE FOR THE ACCURACY OF THE INFORMATION PROVIDED. THE DRAWINGS ARE NOT A SUBSTITUTE FOR PERMIT DRAWINGS REQUIRED BY LOCAL BUILDING CODES OR ORDINANCES AND MAY NOT FULLY CONFORM TO ALL LOCAL CODES AND PRACTICES. BEFORE STARTING CONSTRUCTION, THE CUSTOMER SHOULD CONSULT A CONTRACTOR OR ARCHITECT TO DETERMINE IF THE DRAWINGS NEED TO BE CHANGED TO SATISFY: 1.) STATE OR LOCAL BUILDING CODES OR REGULATIONS; 2.) PHYSICAL CONDITIONS AT THE BUILDING SITE; 3.) OTHER SPECIFIC REQUIREMENTS. CONSULT LOCAL BUILDING OFFICIALS TO DETERMINE IF A BUILDING PERMIT IS REQUIRED. WE ASSUME NO RESPONSIBILITY FOR ANY CONSTRUCTION ERRORS, OMISSIONS, DEFICIENCIES, IMPROPER CONSTRUCTION OR DEFECTS OF THE DRAWINGS.

ACKNOWLEDGED BY: CUSTOMER/CONTRACTOR SIGNATURE _____ DATE _____

CONTRACTOR: BIGELOW HOMES
HARVEST 8th MODEL 3-5
OWNER: 5741 LAVENDER DRIVE NW

DRAWN BY:	MJP
DATE:	8/7/26
SQ. FT.	NOTED
SCALE:	NOTED
SHEET:	A02

BIGELOW HOMES

ROOF SYSTEM:

ENERGY TRUSSES 24" O.C. SPECS BY MFG.
1/2" OSB ROOF SHEATHING P.I.I. 32/16
WINTERGUARD APPLIED SHINGLE FASHION
FROM EAVES TO
A POINT 24" INSIDE EXTERIOR WALL.
1 LAYER 15 # FELT ON REMAINING
30 YEAR ASPHALT SHINGLES

SEE ELEVATION 12

WINDWASH BARRIER:

- AT EXTERIOR EDGE OF ATTIC INSULATION. A MINIMUM OF 1" OF AIR SPACE SHALL BE PROVIDED BETWEEN INSUL AND SHEATHING.

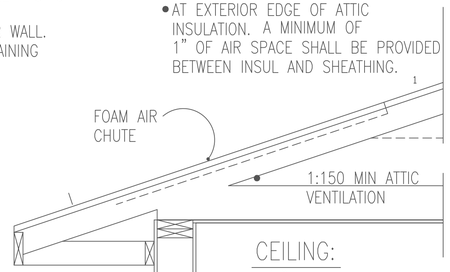

EAVE SYSTEM:

2X6 SUBFASCIA
ALUMINUM FASCIA
2X4 LOOKOUTS 24" O.C.
ALUMINUM SOFFIT W/CANT VENT
AIR CHTUES 48" O.C.

CEILING:

- 5/8" SHEET ROCK
- 6 MIL POLY
- BLOWN INSULATION R-49

INSULATION:		
CEILING:	BLOWN FIBERGLASS	R-49
ABOVE GRADE WALLS:	FIBERGLASS BATTS	R-20
FOUNDATION:	2" RIDGID FOAM	R-10

VENTILATION:
HRV SHALL BE INSTALLED TO MEET THE REQUIREMENT OF A BALANCED VENTILATION SYSTEM

EXTERIOR WALL:

SIDING NOTED ON ELEVATIONS
7/16" OSB SHEATHING
2X6 STUDS 24" O.C.
5-1/2" F.F. INSULATION R-20
6 MIL POLY PERM VAPOR BARRIER TAPED @ JOINTS
1/2" SHEET ROCK

SHEATHING FASTENED WITH
8d COMMON NAILS 6" O.C.
EDGE AND 12" O.C. FIELD

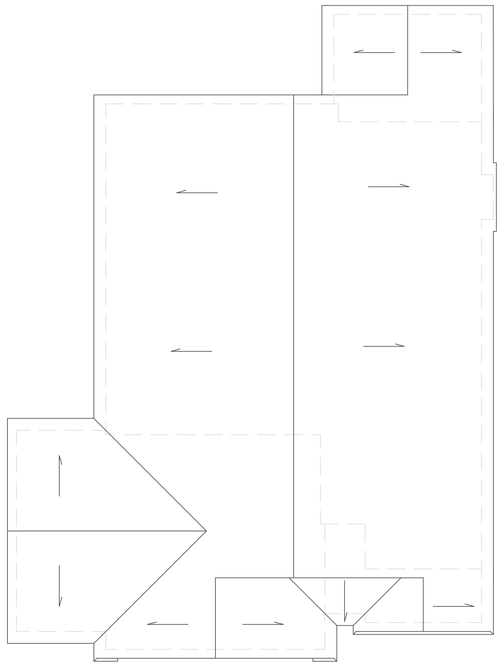

ROOF LAYOUT

DESCRIPTION: MAIN FLOOR

BRACED PANEL LENGTH TABLE
BASED ON WIND SPEED (<115mph)

* ADJUSTMENT CALCULATION EXAMPLE: REQUIRED BRACING = LENGTH x FACTOR x EXPOSURE x ROOF TO EAVE TOTAL; WALL HEIGHT x NUMBER BRACED WALL LINES = REQUIRED BRACING LENGTH

BRACED WALL LINE	BRACING METHOD TABLE R602.10.4.1	BRACED WALL LINE SPACING	REQUIRED BRACING LENGTH (FEET)	EXPOSURE FACTOR CONDITION	ROOF TO EAVE TOTAL	WALL HEIGHT TOTAL	NUMBER BRACED WALL LINES	REQUIRED BRACING LENGTH (FEET)	PROVIDED BRACING LENGTH
①	CS-PF	35 FT.	5.25'	1.0	1.1	0.95	1.45	8.0'	8.0'
②	CS-WSP	42 FT.	6.3'	1.0	1.1	0.95	1.45	9.6'	12.0'
③	CS-WSP	35 FT.	5.25'	1.0	1.1	0.95	1.45	8.0'	8.0'
④	CS-WSP	42 FT.	6.3'	1.0	1.1	0.95	1.45	9.6'	14.5'
Ⓐ	CS-WSP	36 FT.	5.4'	1.0	1.1	0.95	1.45	8.2'	9.4'
Ⓑ	CS-WSP	36 FT.	5.4'	1.0	1.1	0.95	1.45	8.2'	16.0'
Ⓒ	CS-WSP	15 FT.	2.75'	1.0	1.1	0.95	1.45	4.2'	5.0'
Ⓓ	CS-WSP	25 FT.	4.0'	1.0	1.1	0.95	1.45	6.1'	8.0'

THIS HOME WILL BE BUILT USING ADVANCED WALL FRAMING. ALL EXTERIOR WALLS ON THE HOUSE WILL BE 2X6 24" O.C. WITH 2 STUD CORNERS.

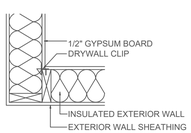

2-STUD CORNER WITH DRYWALL CLIPS
GreenBuildingAdvisor.com

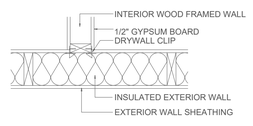

INTERIOR INTERSECTING WALL WITH DRYWALL CLIPS
GreenBuildingAdvisor.com

ALL HEADERS 96" OR LESS SHALL HAVE 1 FULL LENGTH STUD ON EACH END OF THE HEADER. ALL HEADERS SHALL HAVE 1 JACK STUD UNDER EACH END UNLESS NOTED OTHERWISE.

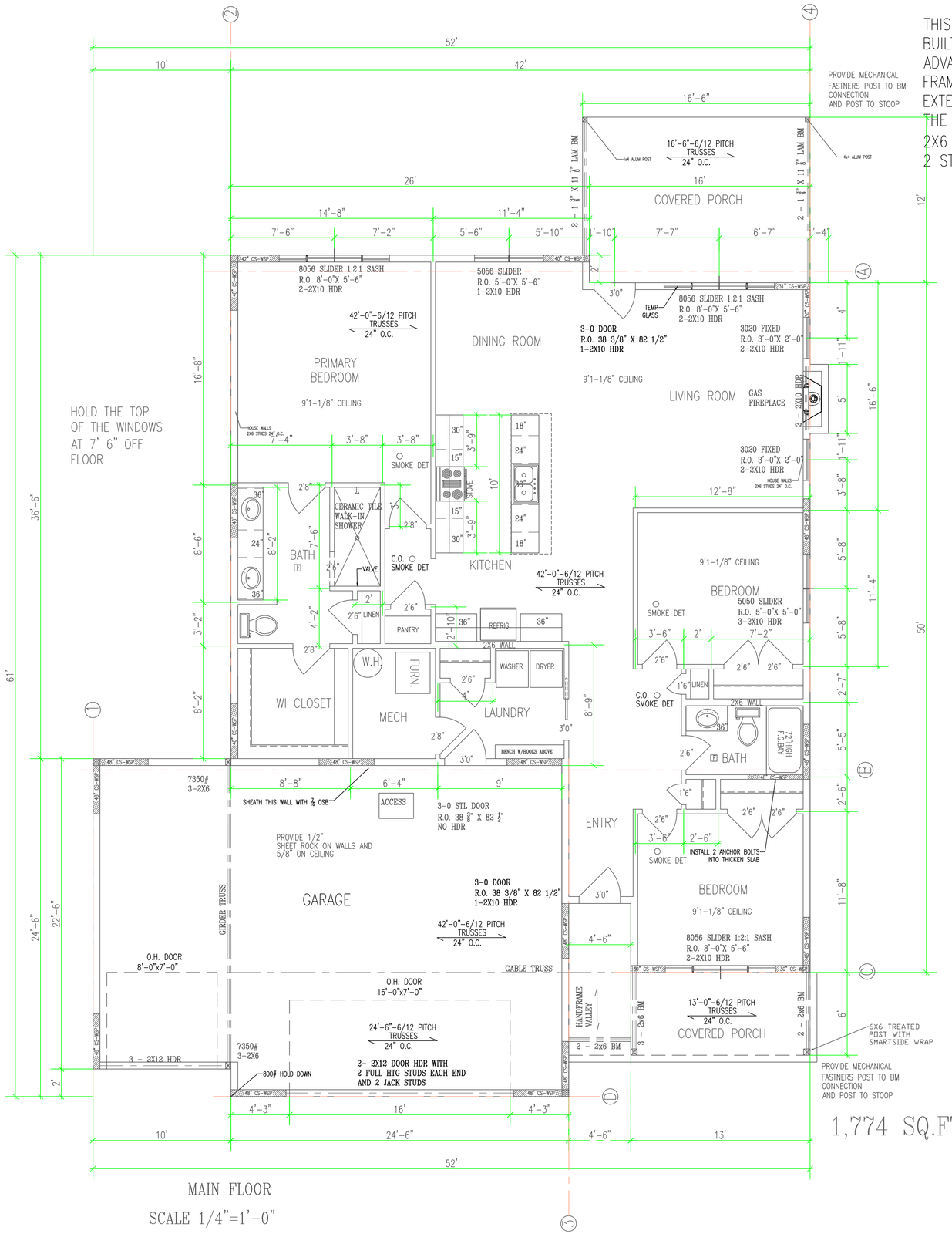

MAIN FLOOR
SCALE 1/4"=1'-0"

1,774 SQ.FT.

THIS HOME WILL BE BUILT USING ADVANCED WALL FRAMING. ALL EXTERIOR WALLS ON THE HOUSE WILL BE 2X6 24" O.C. WITH 2 STUD CORNERS.

BIGELOW HOMES
4057 28TH STREET NW #100
BUILDER LICENSE # BC-431673

THESE DRAWINGS HAVE BEEN PREPARED USING INFORMATION PROVIDED BY THE CUSTOMER/CONTRACTOR WHO IS SOLELY RESPONSIBLE FOR THE ACCURACY OF THE INFORMATION PROVIDED. THE DRAWINGS ARE NOT A SUBSTITUTE FOR BUILDING PERMIT DRAWINGS REQUIRED BY AHJ'S. IT IS THE CONTRACTOR'S RESPONSIBILITY TO ENSURE THAT THE DRAWINGS MEET ALL LOCAL CODES AND PRACTICES. BEFORE STARTING CONSTRUCTION, THE CUSTOMER SHOULD CONSULT A CONTRACTOR OR ARCHITECT TO DETERMINE IF THE DRAWINGS NEED TO BE CHANGED TO SATISFY STATE OR LOCAL BUILDING REQUIREMENTS. IF PRICE ESTIMATES ARE BASED ON THESE DRAWINGS, THE CUSTOMER SHOULD CONSULT LOCAL BUILDING OFFICIALS TO DETERMINE IF A BUILDING PERMIT IS REQUIRED. WE ASSUME NO RESPONSIBILITY FOR CLAIMS OR DAMAGES ARISING FROM ERRORS, OMISSIONS, DISCREPANCIES, IMPROPER CONSTRUCTION, OR DEFECTS OF THE DRAWINGS.

ACKNOWLEDGED BY: CUSTOMER/CONTRACTOR SIGNATURE DATE

CONTRACTOR: BIGELOW HOMES
HARVEST 8th MODEL 3-5
5741 LAVENDER DRIVE NW
OWNER:

DRAWN BY:	MJP
DATE:	8/7/26
SQ. FT.	NOTED
SCALE:	NOTED
SHEET:	A03

BIGELOW HOMES